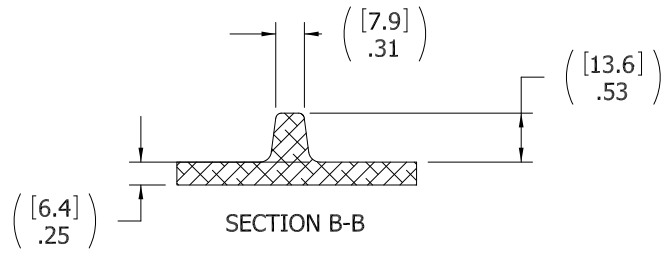


- 10. FOR SPECIFIC INFORMATION CONTACT SALES.
- 9. COMPLETE ASSEMBLY WEIGHT W/ DECK RING, 31.1LBS/ 14.1K.
- 8. DOGGING PRESSURE FULLY ADJUSTABLE.
- 7. HANDLE POSITION TOPSIDE INDICATES WHETHER DOGGING MECHANISM IS IN OPEN OR CLOSED POSITION.
- 6. ALUMINUM ALLOY MECHANISM SHOWN.
- 5. FLUSH, WATERTIGHT CONSTRUCTION.
- 4. INTEGRAL TOPSIDE "T" HANDLE STANDARD, OTHER TOPSIDE ACTUATION AVAILABLE.
- 3. CAST ALUMINUM ALLOY FLANGE, FLANGE CAN BE DRILLED FOR BOLTED INSTALLATIONS OR WELDED TO ALUMINUM.
- 2. QUICK-ACTING, MECHANISM ENGAGES OR DISENGAGES IN QUARTER-TURN OF CENTER SPINDLE.
- 1. 18.0" / 457MM DIAMETER CLEAR OPENING, ALL DIMENSIONS SHOWN SUBJECT TO CASTING VARIATION AND ARE REFERENCE ONLY.

NOTES: UNLESS OTHERWISE SPECIFIED.



A

CUSTOMER APPROVAL

Signature: _____

Date: _____

IMPORTANT! THIS DRAWING SUPERSEDES ALL OTHER DOCUMENTS. By signing this approval you accept and agree that the dimensions and details shown are correct and properly fit your application, regardless of any difference between this drawing and any contract specifications. Should you see any errors in the drawing, or have any questions, please contact your Freeman Marine sales engineer for clarification.

SPECIFICATIONS SUBJECT TO CHANGE WITHOUT NOTICE.	
PROJECTION	
UNLESS OTHERWISE SPECIFIED DIMENSIONS ARE IN INCHES. TOLERANCES FOR ROUGH AND CLEAR OPENINGS: .125 INCH. ALL OTHERS ARE:	
.X	.XX .XXX ANGLES
±.1	±.03 ±.010 ±2°
DO NOT SCALE DRAWING	
REV.	DESCRIPTION
-	INITIAL RELEASE 21MAY07 AGV
A	UPDATE GEN NOTES & B.O.M. 05JUL11 GJM
REV.	DESCRIPTION
	DATE
	DRAWN

FREEMAN MARINE EQUIPMENT, INC.

28336 HUNTER CREEK ROAD
GOLD BEACH, OR 97444 U.S.A.
PHONE: 541-247-7078 FAX: 541-247-2114
www.freemanmarine.com

CLIENT: FREEMAN MARINE EQUIPMENT INC.

TITLE: MODEL 2404-0002 CAST HATCH
18" ROUND HATCH

SIZE: D CAGE CODE: 64747 DRAWING NUMBER: 2404-0002 REV. A

SCALE: 1:2 CALC. WT. ACT. WT. SHEET 1 OF 3

CONTRACT NO.:

DESIGN ACTIVITY: DATE:

ENGR: P CANCELLIERI DATE: 05JUL11

CHECKED: A. VEDARTHAM DATE: 21MAY07

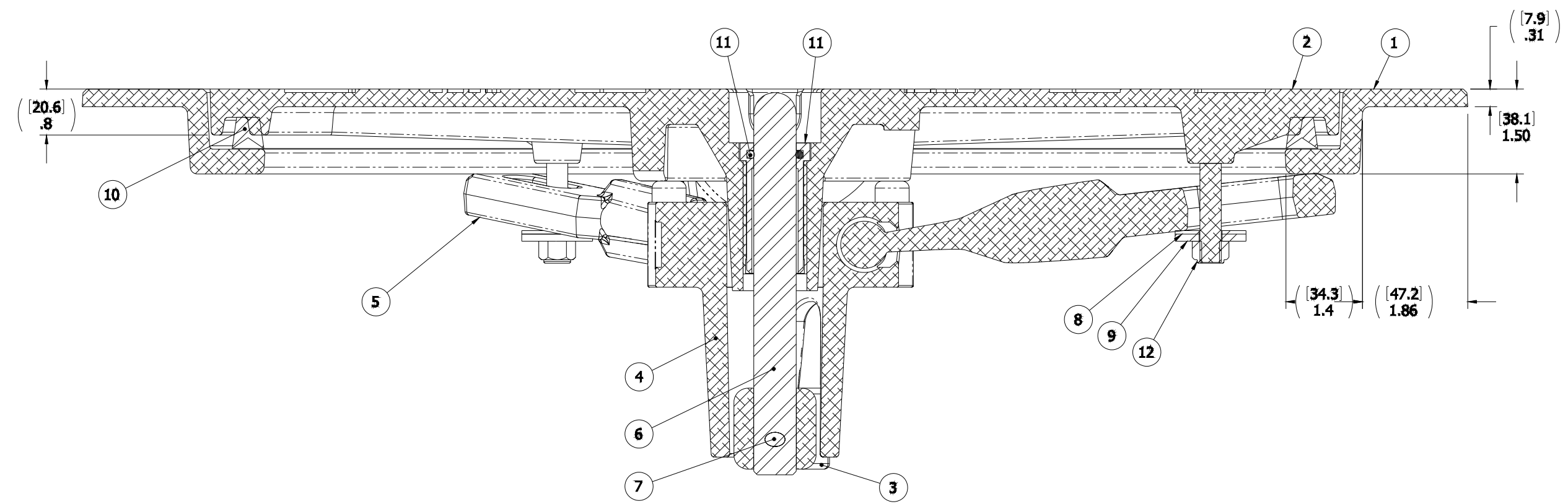
DRAWN: A. VEDARTHAM DATE: 21MAY07

ALL RIGHTS RESERVED 2007

CONFIDENTIAL PROPERTY OF FREEMAN MARINE EQUIPMENT INC. UNLESS OTHERWISE SPECIFIED OR OTHERWISE INDICATED, THIS DOCUMENT IS STRICTLY CONFIDENTIAL. PERMISSION OF THIS DOCUMENT'S REPRODUCTION AND SHALL RETURN THIS DOCUMENT UPON REQUEST.

8 7 6 5 4 3 2 1

D
C
B
A



SECTION A-A

ITEM NO.	QTY.	PART NUMBER	DESCRIPTION	MATERIAL
12	3	0411-2032	NUT .375IN-16 SS 316 NYLOCK	SS 316/316L
11	1	0031-2058	BUSHING ASSY, W/O-RING, NO SLEEVE	ACETRON/RUBBER
10	1	9801-2006	GASKET: 18 (4.5 FT. OF 0631-9801)	NEOPRENE
9	3	0411-2033	WASHER .406 X 1.25 X .125IN SS 316	SS 316/316L
8	3	0413-2005	WASHER, .406 X 1.250 X .062 NYLON	NYLON
7	1	0411-2004	PIN KNURLED .25 X 2.25IN SS 316	SS 316/316L
6	1	0021-2005	HANDLE, S/S, ROUND BAR	STAINLESS STEEL, 316
5	3	0211-2005	DOG, LOCKING ARM	ALUMINUM, 535.2-F
4	1	0011-2001	HUB, 3 HOLE	ALUMINUM, 535.2-F
3	1	0112-2001	ACTUATOR, AL	ALUMINUM, 535
2	1	0111-4106	COVER: MODEL 2404	ALUMINUM, A356.0-F
1	1	2404-1002	RING: MODEL 2404 18" ROUND HATCH	ALUMINUM, A356.0-F

REV.	DESCRIPTION	DATE	DRAWN
-	INITIAL RELEASE	21MAY07	ABV
A	UPDATE GEN NOTES & B.O.M.	05JUL11	GJM

SPECIFICATIONS SUBJECT TO CHANGE WITHOUT NOTICE.

PROJECTION

UNLESS OTHERWISE SPECIFIED DIMENSIONS ARE IN INCHES. TOLERANCES FOR ROUGH AND CLEAR OPENINGS: .125 INCH. ALL OTHERS ARE:
 .X .XX .XXX ANGLES
 ±.1 ±.03 ±.010 ±2°

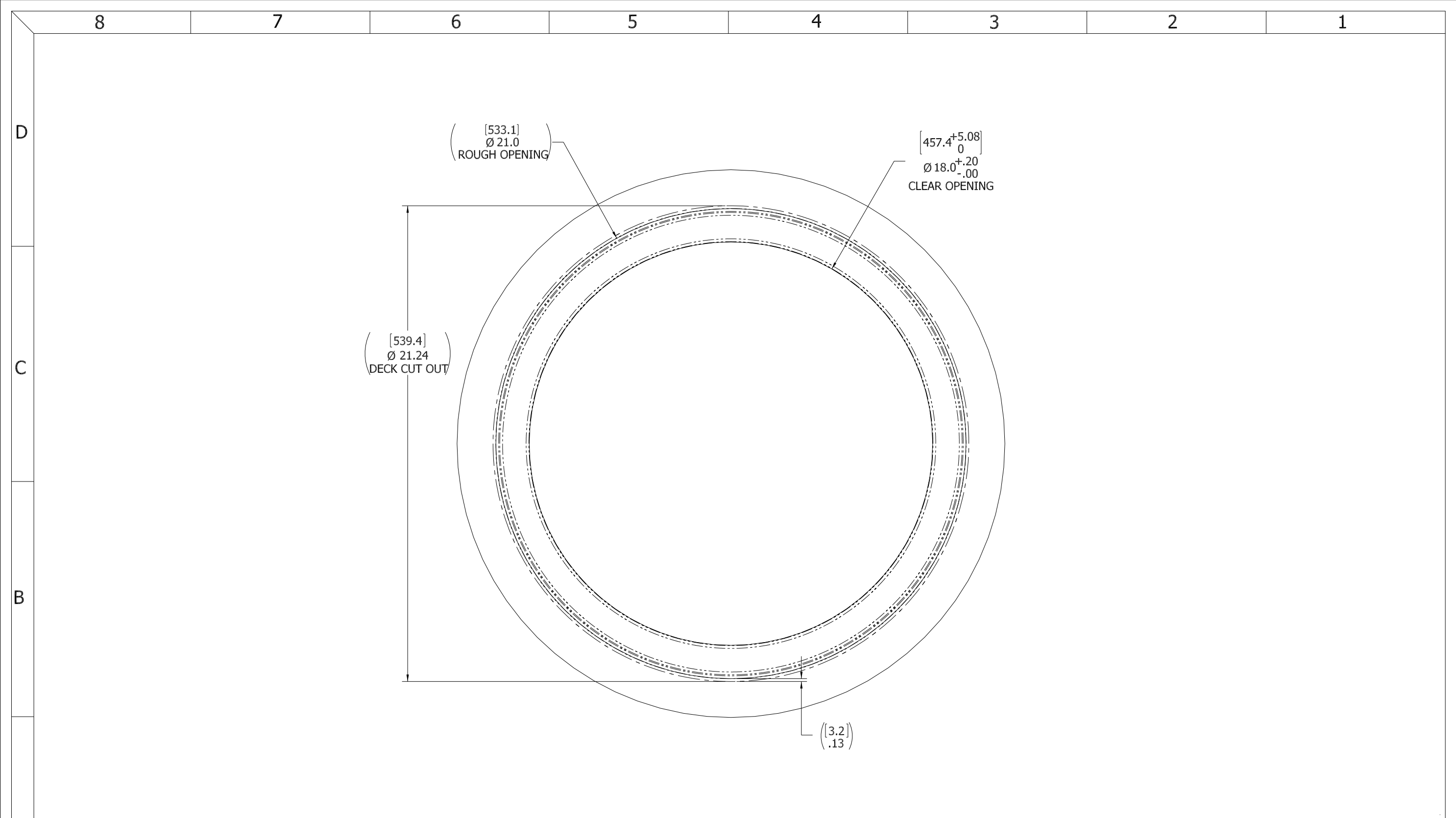
DO NOT SCALE DRAWING

FREEMAN MARINE EQUIPMENT, INC.
 28336 HUNTER CREEK ROAD
 GOLD BEACH, OR 97444 U.S.A.
 PHONE: 541-247-7078 FAX: 541-247-2114
 www.freemanmarine.com

CLIENT: FREEMAN MARINE EQUIPMENT INC.
 TITLE: MODEL 2404-0002 CAST HATCH
 18" ROUND HATCH

SIZE: D CAGE CODE: 64747 DRAWING NUMBER: 2404-0002 REV. A

SCALE: 1:1 CALC. WT. ACT. WT. SHEET 2 OF 3



- 3. FINISH: 125 RMS MAX.
- 2. BREAK SHARP EDGES AND DEBURR.
- 1. MATERIAL: REF. S/A - B.O.M.

NOTES: UNLESS OTHERWISE SPECIFIED.

CUSTOMER APPROVAL

Signature: _____
 Date: _____

IMPORTANT! THIS DRAWING SUPERSEDES ALL OTHER DOCUMENTS. By signing this approval you accept and agree that the dimensions and details shown are correct and properly fit your application, regardless of any differences between this drawing and any contract specifications. Should you see any errors in the drawing, or have any questions, please contact your Freeman Marine sales engineer for clarification.

REV.	DESCRIPTION:	DATE:	DRAWN:
-	INITIAL RELEASE	21MAY07	AGV
A	UPDATE GEN NOTES & B.O.M.	05JUL11	GJM

SPECIFICATIONS SUBJECT TO CHANGE WITHOUT NOTICE.

PROJECTION

UNLESS OTHERWISE SPECIFIED DIMENSIONS ARE IN INCHES. TOLERANCES FOR ROUGH AND CLEAR OPENINGS: .125 INCH. ALL OTHERS ARE:
 .X .XX .XXX ANGLES
 ±.1 ±.03 ±.010 ±2°

DO NOT SCALE DRAWING

 <small>CONFIDENTIAL PROPERTY OF FREEMAN MARINE EQUIPMENT, INC. UNLESS OTHERWISE SPECIFIED, ALL RIGHTS RESERVED. THIS DRAWING IS THE PROPERTY OF FREEMAN MARINE EQUIPMENT, INC. AND SHALL BE RETURNED UPON REQUEST.</small> <small>© ALL RIGHTS RESERVED 2012, FREEMAN MARINE EQUIPMENT, INC.</small>		28336 HUNTER CREEK ROAD GOLD BEACH, OR 97444 U.S.A. PHONE: 541-247-7078 FAX: 541-247-2114 www.freemanmarine.com			
		CLIENT: FREEMAN MARINE EQUIPMENT INC.			
TITLE: MODEL 2404-0002 CAST HATCH 18" ROUND HATCH		SIZE: D	CAGE CODE: 64747	DRAWING NUMBER: 2404-0002	REV: A
CONTRACT NO.:		SCALE: 1:2	CALC WT.	ACT. WT.	SHEET 3 OF 3