

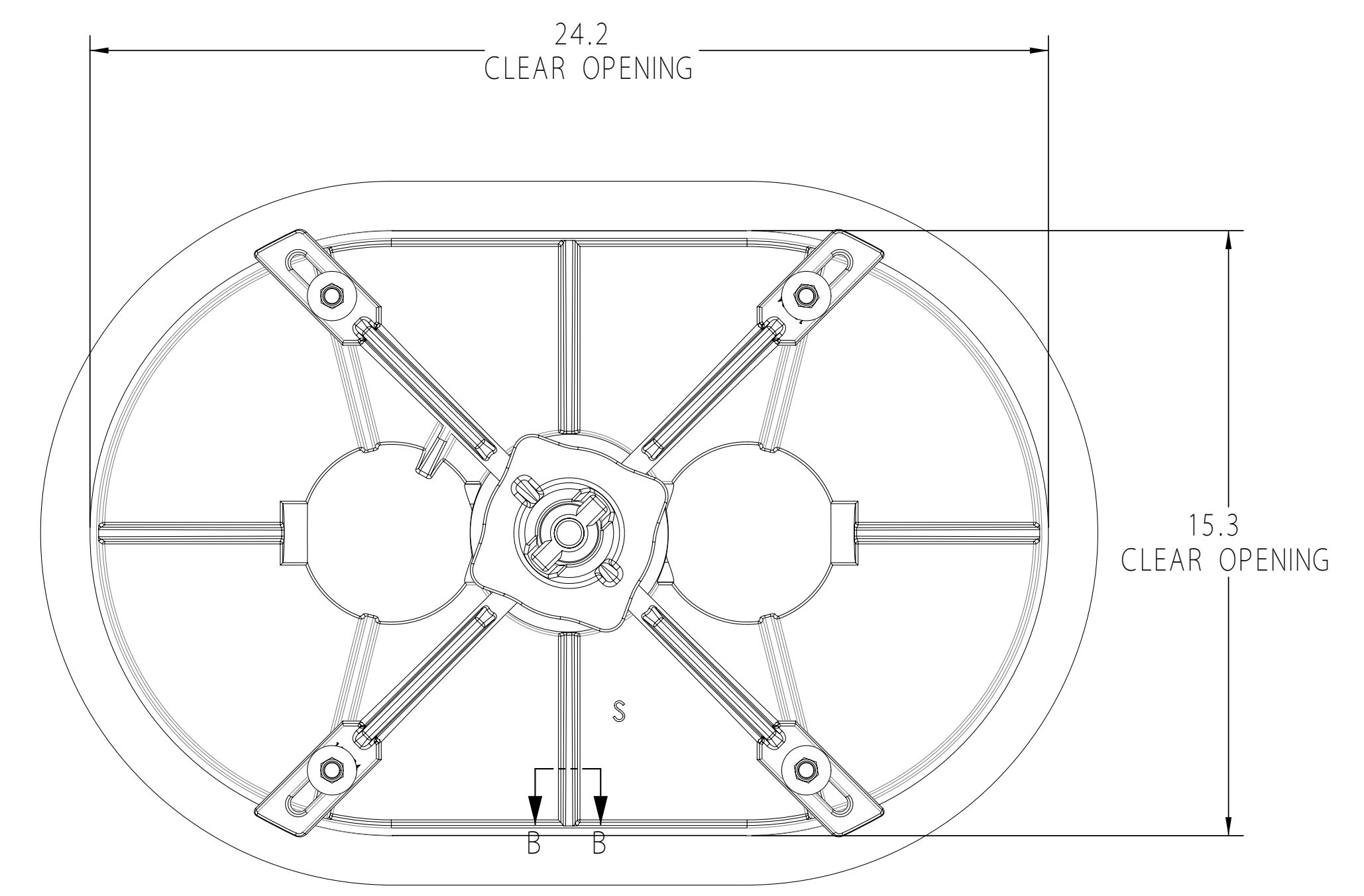
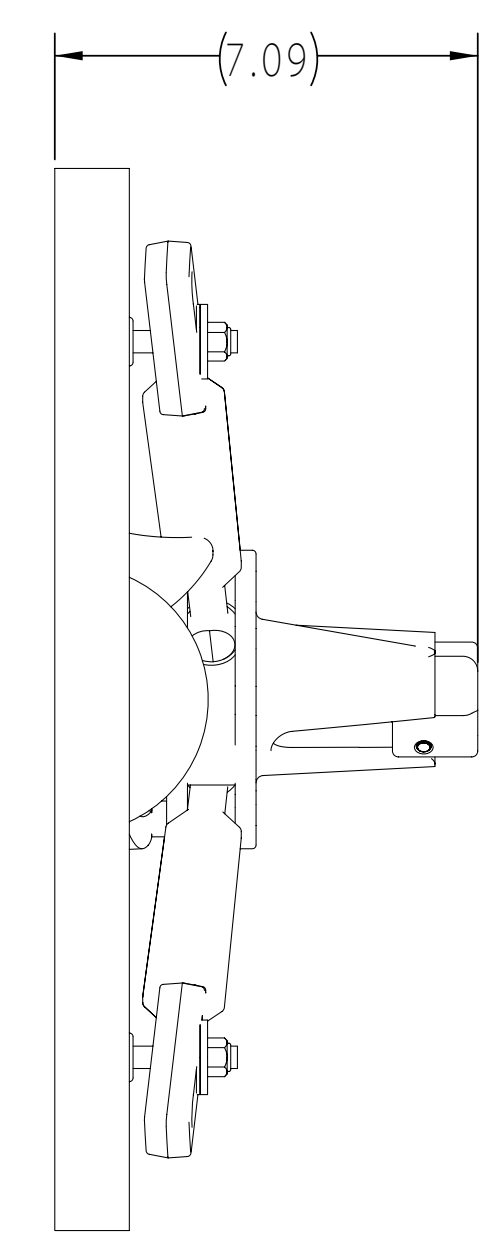
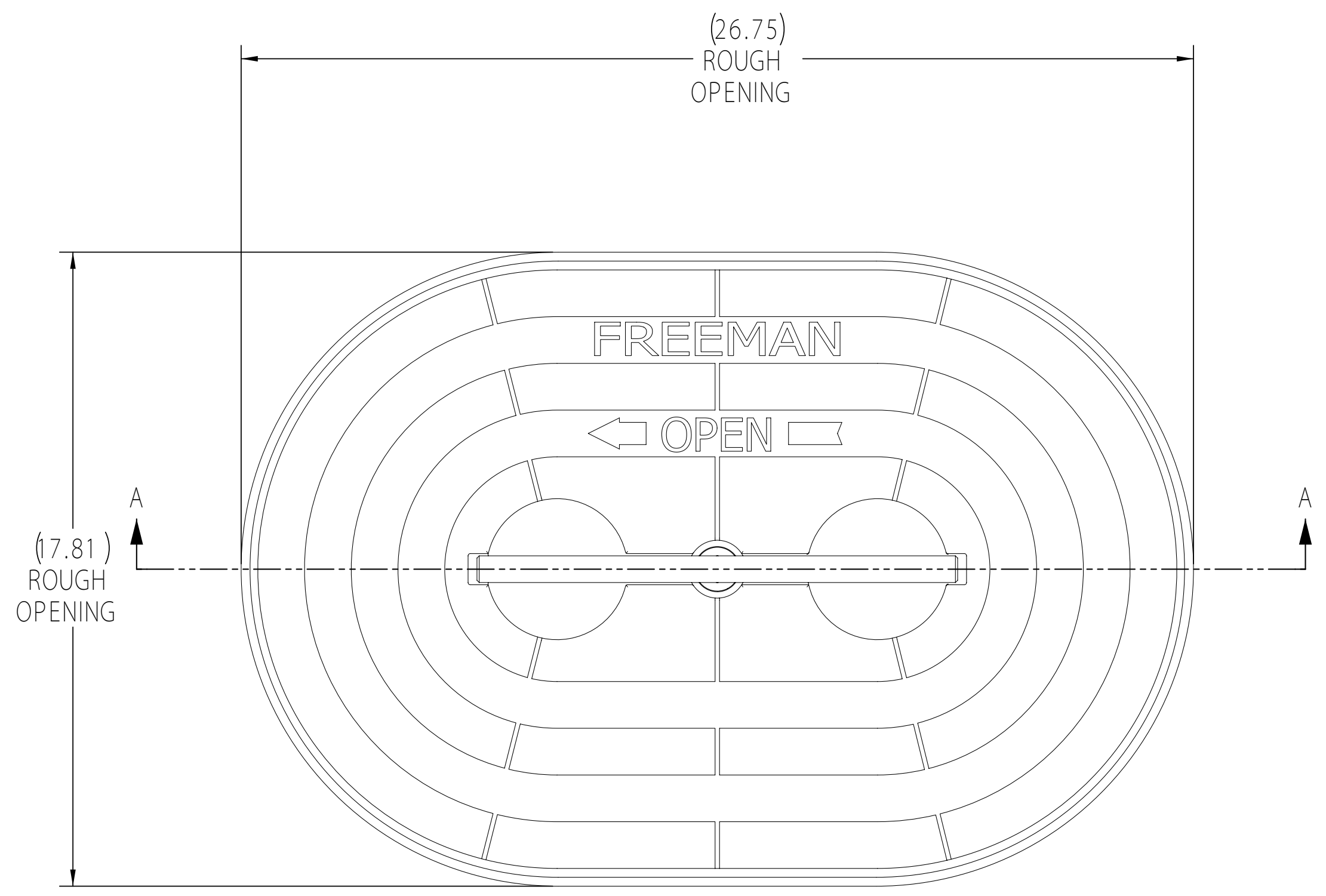
8 7 6 5 4 3 2 1

D

C

B

A



- 10. FOR SPECIFIC INFORMATION CONTACT SALES.
- 9. COMPLETE ASSEMBLY WEIGHT W/ DECK RING, 36.5LBS
- 8. DOGGING PRESSURE FULLY ADJUSTABLE.
- 7. HANDLE POSITION TOPSIDE INDICATES WHETHER DOGGING MECHANISM IS IN OPEN OR CLOSED POSITION.
- 6. ALUMINUM ALLOY MECHANISM SHOWN.
- 5. FLUSH, WATERTIGHT CONSTRUCTION.
- 4. INTEGRAL TOPSIDE "T" HANDLE STANDARD, OTHER TOPSIDE ACTUATION AVAILABLE.
- 3. MILD STEEL COAMING CAN BE WELDED.
- 2. QUICK-ACTING, MECHANISM ENGAGES OR DISENGAGES IN QUARTER-TURN OF CENTER SPINDLE.
- 1. 24.2 x 15.3 CLEAR OPENING, ALL DIMENSIONS SHOWN SUBJECT TO CASTING VARIATION AND ARE REFERENCE ONLY.

NOTES: UNLESS OTHERWISE SPECIFIED.

|   |  |  |  |  |  |
|---|--|--|--|--|--|
| SPECIFICATIONS SUBJECT TO CHANGE WITHOUT NOTICE.  |  | <b>FREEMAN</b><br>MARINE EQUIPMENT, INC.   |  | 28336 HUNTER CREEK ROAD<br>GOLD BEACH, OR 97444 U.S.A.<br>PHONE: 541-247-7078 FAX: 541-247-2114<br>www.freemanmarine.com |  |
| PROJECTION  |  | CONFIDENTIAL PROPERTY OF FREEMAN MARINE EQUIPMENT, INC.<br>UNAUTHORIZED USE, COPYING OR DISTRIBUTION IS STRICTLY PROHIBITED. POSSESSION OF THIS DOCUMENT AGREES TO THE FOREGOING AND SHALL RETURN THIS DOCUMENT UPON REQUEST. © ALL RIGHTS RESERVED 2004 |  | CLIENT: <b>FREEMAN MARINE</b>  |  |
| UNLESS OTHERWISE SPECIFIED DIMENSIONS ARE IN INCHES. TOLERANCES FOR ROUGH AND CLEAR OPENING ± .125 INCH. ALL OTHERS ARE:<br>X XX XXX ANGLES<br>±.1 ±.03 ±.010 ±2° |  | DRAWN: Z. CARPENTER DATE: 11SEP13<br>CHECKED: S. MILLER DATE: 11SEP13<br>ENGR: DATE:<br>DESIGN ACTIVITY: DATE:<br>CONTRACT NO.:  |  | TITLE: <b>HATCH, 2433, OVAL<br/>LIFT OUT, COMPR. SEAL, ALUM.</b>   |  |
| A PRODUCTION RELEASE 11SEP13 ZJC  |  | DO NOT SCALE DRAWING   |  | SIZE CAGE CODE DRAWING NUMBER REV.<br><b>D 64747 2433-0003 A</b>   |  |
| REV. DESCRIPTION: DATE: DRAWN   |  |  |  | SCALE: 1:3 CALC. WT. ACT. WT. SHEET 1 OF 2   |  |